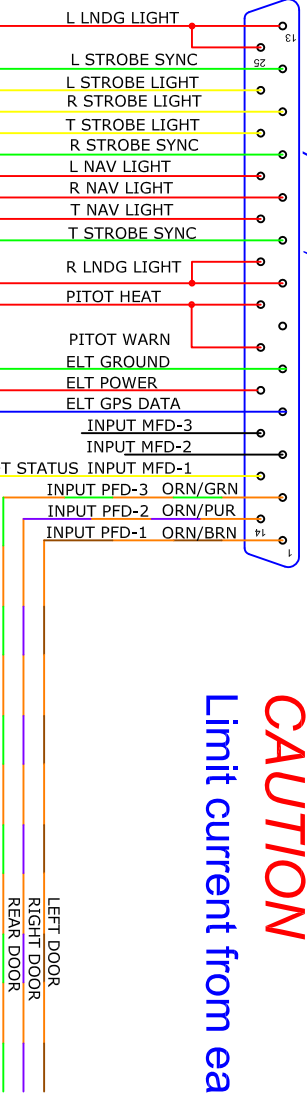
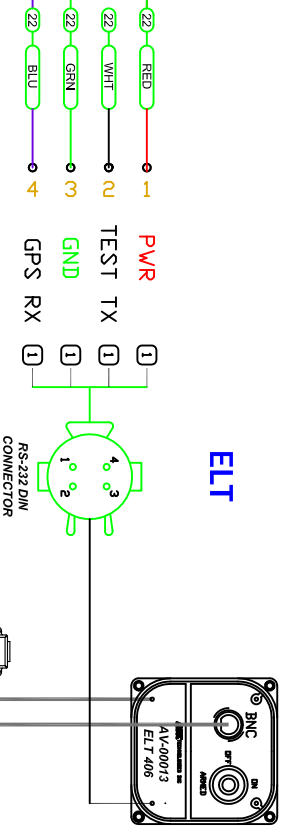


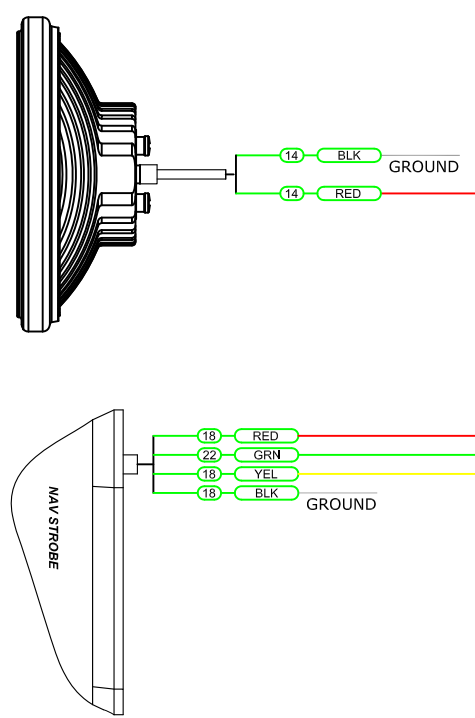
**Aircraft Rear Connector**  
P/N: 50.125MA



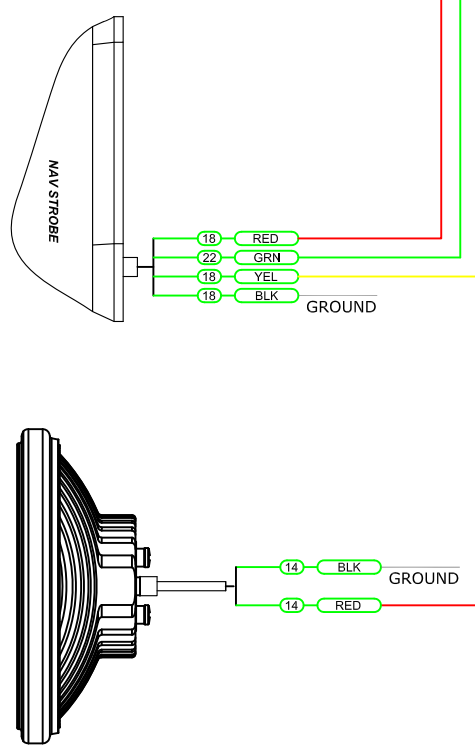
**CAUTION**  
Limit current from each pin to 5 amps max



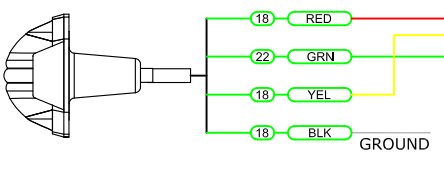
**LEFT WING LIGHTS**



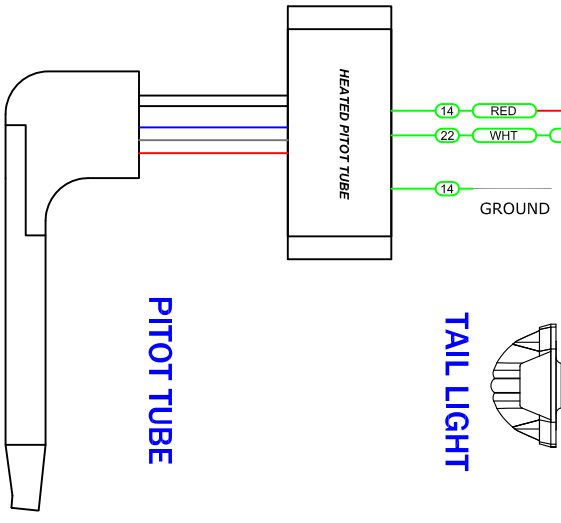
**RIGHT WING LIGHTS**



**TAIL LIGHT**



**PITOT TUBE**



REV	DATE	DESCRIPTION
3	11/16/15	FIELD SPEAKERS
1	10/20/14	Initial Drawing

ITEM	QTY	PART #	DESCRIPTION
NOTES			
DATE: 10/20/14 SCALE: NONE			
DRAWN BY: R/JH			
CHECKED BY: R/JH			
APPROVED BY: R/JH			
This drawing is the property of Advanced Flight Systems Inc. and contains confidential information. It is to be used only for the specific aircraft model or used without written approval.			
TITLE: WIRING DIAGRAM			P/N
ACM Rear Aircraft Harness 57.850			B
			4

