

ADVANCED™

FLIGHT SYSTEMS

A DYNON Company



AVIONICS CATALOG

**ADVANCEDPANEL, AF-6600, AND AF-5000 SERIES FOR
EXPERIMENTAL AND LIGHT SPORT AIRCRAFT**



Started in 1999, Advanced Flight Systems is a classic family entrepreneurial story. An electrical engineer with software expertise, founder/owner Rob Hickman created an engine monitor for the RV-4 he was building. Other local builders expressed interest, and a company was born. After almost two decades of innovation, Advanced Flight Systems is now part of the Dynon family of companies. For his contributions to the industry through Advanced Flight Systems, Rob Hickman was inducted into the EAA Homebuilders Hall of Fame in 2017.

Today, Advanced Flight Systems is the premier, concierge-class provider of avionics solutions for your experimental aircraft. We're the only panel-crafter that makes almost everything ourselves, including the avionics, software, panel, harnesses, and even the power and wiring distribution system. When you choose Advanced, you benefit from over 20 years of innovations that propelled us from our beginnings as a family business to the trusted company we are today. Let our expert pilots, advisors, and support staff help you every step of the way as we design and build an *ADVANCEDPANEL* that is worthy of your aircraft.

At Advanced, We Go Beyond

TABLE OF CONTENTS

ADVANCEDPANEL

Advanced Control Module (ACM).....	3-4
ADVANCEDPANEL COMPLETE	5-6
ACM Jumpstart Kit	7
ADVANCEDPANEL BYOPanel	8
The ADVANCEDPANEL Process	9
ADVANCEDPANEL COMPLETE VFR and IFR Options.....	10
ADVANCEDPANEL VFR Examples	11
ADVANCEDPANEL IFR Examples	12

ADVANCED SYSTEM

Advanced Features.....	13-14
AF-6600 Display	15
AF-5800 Display	16
AF-5700 Display	16

SYSTEM COMPONENTS

Components.....	17-20
-----------------	-------

SYSTEM WORKSHEET

Primary Flight Displays and Navigation.....	21
AOA/Pitot Probes.....	21
Engine Monitoring.....	22
Autopilot	22
Transponders, ADS-B In/Out, Traffic and Weather.....	22
Radios, Intercom and Audio.....	22

PANEL PLANNER (ACTUAL SIZE CUT OUTS)


AF-6600 10.4" Display	23
Control Panels (Horizontal).....	24
Control Panels (Vertical).....	25
AF-5500 8.4" Display	26

ADVANCED PANEL™

ADVANCED CONTROL MODULE

At the heart of every ADVANCEDPANEL system is the groundbreaking Advanced Control Module, which is now also available for retail purchase. It's the first and only comprehensive smart power and distribution center for your aircraft's electrical system, avionics, headsets, aircraft lights, autopilot servos, trim servos, flap motor, control sticks, and panel switches. All of these connect to the ACM with customized harnesses we provide, enabling a "plug and play" installation while saving you hundreds of hours of wiring, crimping, troubleshooting and frustration. The ACM provides no-mistake wiring, easy diagnostics, and the best possible future-proofing for upgrades down the road.

The ACM-ECB (Electronic Circuit Breaker) offers EFIS-based monitoring and control of your aircraft's electrical system.



The Advanced Control Module (ACM) is a groundbreaking avionics control center that revolutionizes aircraft electrical system management. It seamlessly integrates and automates a wide range of common aircraft avionics, wiring, and electrical peripherals to save time, simplify installation, and enhance safety.

Safety-Enhancing Electronic Circuit Protection

Each aircraft system is protected by a dedicated electronic circuit breaker (ECB) in the ACM that is customized in software to meet device load and circuit requirements. The SkyView or AFS avionics system continuously monitors the entire electrical system for faults, and allows pilots to view comprehensive information about all circuits and systems. The ACM also allows traditional high current-carrying panel switches and wires to be replaced by safer, low-voltage panel-mounted switches that are available with internal lighting.

Centralized Power and Data Distribution

The ACM serves as the central power distribution hub for the aircraft's electrical system, consolidating power for avionics, headsets, aircraft lights, autopilot servos, trim servos, flap motors, control sticks, and low voltage panel switches. The ACM works with a comprehensive line of pre-made, aircraft and product-specific ACM harnesses that connect all aircraft avionics and ancillary systems, simplifying wiring and installation.

Simplify Installation and Save Time

ACM-specific harnesses connect everything together in a plug and play fashion, dramatically reducing the time it takes to bring a panel to life. This plug and play design also simplifies aircraft wiring and troubleshooting. The ACM's modular design also facilitates future upgrades as your aircraft mission changes.

Enhanced Avionics Functionality

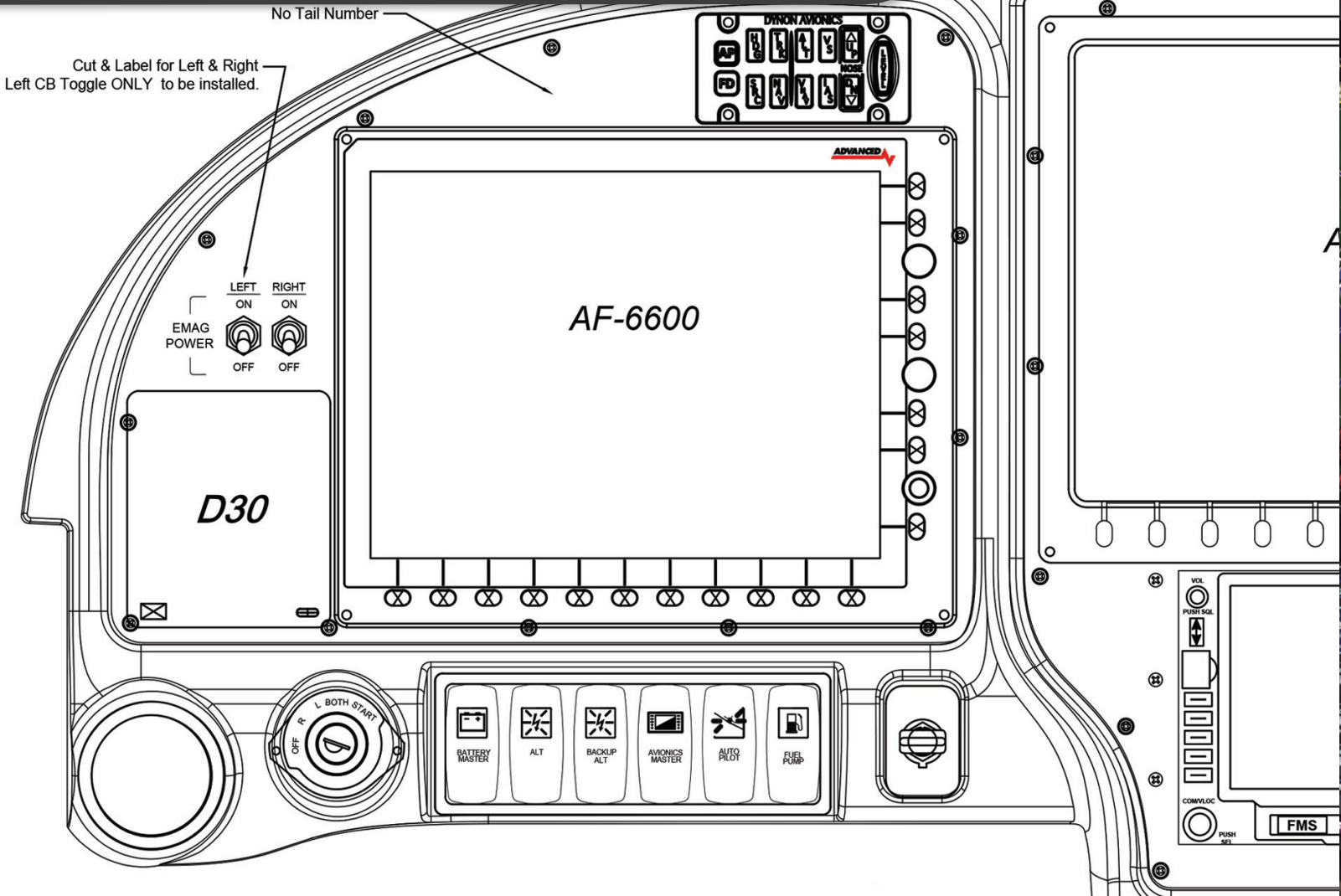
The ACM goes beyond electrical distribution and protection, offering a host of advanced avionics features that would otherwise require separate components. These include:

- 27 dedicated channels of solid-state electronic circuit protection with circuit-level current monitoring and control. Circuits can be physically switched or electronically controlled from Dynon/AFS displays.
- Built-in SV-ARINC-429 module
- Multi-step flap positioning system
- Airspeed-controlled wig-wag lighting
- Panel switch backlight dimmer
- Multi-Axis Trim Interface (requires SV-AP-PANEL)
- Expanded SV Network Hub (4 ports + AP servos)
- Low voltage panel switch interface with support for in-switch lighting
- Control stick interface
- Alternator over-voltage protection, with single or dual alternator support

NOW AVAILABLE TO ALL HOMEBUILDERS

Start with the ACM Jumpstart Kit, available at the new **ADVANCEDPANEL.store** webstore. The rest of your avionics can also be purchased at **ADVANCEDPANEL.store**. Or, consult with our *ADVANCEDPANEL* experts for additional guidance as you complete your configuration.

ADVANCEDPANEL™



ADVANCEDPANEL™ COMPLETE

Time Saved: ○○○○○○
Install Speed: >>>>>>

A complete panel, featuring the ACM, ready to install into your aircraft. *ADVANCEDPANEL COMPLETE* starts with our expert personalized design services and ends with a drop-in, integrated panel that cuts hundreds of hours off your project. You dream up your perfect panel. We do the rest.

WHO IT'S FOR

The builder who wants a complete, custom panel, tailored to their aircraft and mission, fully configured, ready to install.



**IFR VAN'S RV-10 WITH AEROSPORT
CARBON FIBER PANEL**
From \$64,375

Your Panel, Evolved

As an aircraft homebuilder, are you worried about wiring today's increasingly complex systems? The *ADVANCEDPANEL* process lets you entrust this important aspect of your aircraft to the people that know aircraft systems best. You can focus on your perfect panel design while we handle the heavy lifting. We take the entire process of building your avionics, electrical system, and other aircraft systems and simplify them into a unique guided process. It starts with our expert, bespoke design services and ends with a drop-in integrated system that cuts hundreds of hours off your project.

While you spend your time completing your aircraft's construction and worrying about your paint scheme, Advanced takes the panel design we collaborate on together and brings it to life. You receive a ready-to-install *ADVANCEDPANEL COMPLETE*, complete with pre-configured, pre-wired avionics already installed.

All *ADVANCEDPANEL COMPLETE* systems are built around and feature the Advanced Control Module - the groundbreaking avionics control center that revolutionizes aircraft electrical system management. It seamlessly integrates and automates a wide range of common aircraft avionics, wiring, and electrical peripherals to save time, simplify installation, and enhance safety.

After you use the simple included instructions to mate your *ADVANCEDPANEL COMPLETE* to your aircraft, you're done. Want to fly sooner? Give AFS a call.

ADVANCEDPANEL™

ACM Jumpstart Kit ADVANCEDPANEL™

Time Saved: ⌚⌚⌚

Install Speed: >>>

The most affordable way to install the ACM. Begin with the ACM Jumpstart Kit - available from both Dynon and Advanced. It contains the ACM and the core set of harnesses needed in every aircraft. Then, use the *ADVANCEDPANEL* Store (advancedpanel.store) to finish your system with ACM-specific harnesses and remaining components.

WHO IT'S FOR

The budget-conscious builder that still wants the features and benefits of the ACM, but is comfortable selecting, installing, and configuring their avionics system.



ADVANCEDPANEL PRODUCT GUIDE

Traditional Dynon harnesses for most components

Comprehensive harnesses available from manufacturer

Modules connect with convenient SkyView Network Cables

Advanced Control Module (ACM) with Electronic Circuit Breakers

ACM harnesses connect all avionics components

Airframe harnesses between ACM and aircraft electrical accessories

SV-ARINC-429 module included in ACM

Expanded SV Network Hub (4 ports + AP servos) in ACM

Pre-wired panel switches with low-voltage ACM Interface

Complete avionics system designed by our experts

System fully bench-tested with your actual equipment and harnesses, including 3rd party IFR Navigators

Custom designed, CNC manufactured instrument panel

Fully finished *ADVANCEDPANEL COMPLETE*: Dynon/AFS avionics mounted and configured in panel, ready to install in aircraft

* Currently available for RV-7, RV-8, RV-9, RV-10, and RV-14 airframes.

ADVANCED **PANEL** BYOPanel™


Time Saved: ⌚⌚⌚⌚

Install Speed: >>>>

BYOPanel = "Build Your Own Panel". We work with you to configure your complete avionics package, including configured displays, modules, and customized harnesses. They arrive ready to plug and play into the included ACM and mount in your panel.

WHO IT'S FOR

The builder who wants all the advantages of an *ADVANCEDPANEL* - plug and play installation, tailored harnesses, and complete system pre-configuration - but prefers to design and cut their own panel. They like crafting metal but want as much help as possible configuring avionics and speeding their install.



	The Other Guys	Traditional Dynon and AFS Wiring	ACM Jumpstart Kit ADVANCEDPANEL	ADVANCEDPANEL BYOPanel	ADVANCEDPANEL COMPLETE
	✗	✓			
	✗	✓	✓	✓	✓
	✗	✓	✓	✓	✓
	✗		✓	✓	✓
	✗		YOU CHOOSE	✓	✓
	✗		AVAILABLE	✓	✓
	✗		✓	✓	✓
	✗		✓	✓	✓
	✗		OPTIONAL	✓	✓
	✗			✓	✓
	✗				✓
	✗				✓
	✗				✓

ADVANCED **PANEL**

The **ADVANCEDPANEL** process

The three routes to an **ADVANCEDPANEL**

The process described here is typical of the customer journey when you choose *ADVANCEDPANEL COMPLETE*. But now, you can benefit from our expert avionics design services and incorporate the Advanced Control Module (ACM) into your aircraft - while building your own panel - by choosing the *ADVANCEDPANEL BYOPanel* (Bring Your Own Panel) path. Or, you can order the Advanced Control Module by itself and build your own system around it by purchasing the *ACM Jumpstart Kit*. Each of these options are detailed in the pages in this catalog.

Consider your aircraft's mission

Are you equipping for VFR or IFR? If you want to plan a panel with a future upgrade in mind - we can do that. This can mean a VFR panel with a cutout for a future IFR navigator, or maybe a panel with a single EFIS and the plan to add a second screen. We can build your *ADVANCEDPANEL* with this in mind.

Think about whether you prefer **Advanced AF-5000/6000** or **Dynon SkyView HDX** displays

Both systems are from our Dynon family of products and use the same "behind-the-scenes" components. If you're not sure which system to go with, we can help you decide.

Work with our experts to customize and design your panel

If you need some inspiration, browse our site and catalog for examples of *ADVANCEDPANEL* installations in your aircraft type. We have built many *ADVANCEDPANELS* for RV-7, RV-8, RV-9, RV-10, RV-14, Glasair, CubCrafters, Kitfox, RANS, Zenith, Sonex aircraft, and many more. Give us a call to start your *ADVANCEDPANEL* adventure: we'd love to talk with you one-on-one. We'll send you a quote listing all the parts (with detailed pricing) that will be included in your *ADVANCEDPANEL*.

Sit back and relax while we engineer, craft, and configure your panel

Once you have approved the design, your panel is CNC machined, powder coated, labeled, and fully assembled. While we're working on the panel, we are also building your harnesses and assembling, testing and configuring your panel components. We send you the peripheral components that get installed throughout the aircraft so you can make progress before your *ADVANCEDPANEL* arrives. We're sure you have other things to finish on your airplane. So, let us save you hundreds of hours in wiring, configuration, and frustration.

Install your **ADVANCEDPANEL**

Your *ADVANCEDPANEL* will arrive carefully packaged and ready to install in your aircraft. Included will be a detailed packing list, schematics, and configuration details. Our *ADVANCEDPANEL* manual has step-by-step instructions for installing the components, connecting your aircraft systems (lights, boost pump, flaps, etc) and testing the system. Connect to power, pitot static, autopilot servos, and any other systems in your aircraft and you're ready to...

Go Fly... and send us some pictures!



VFR VAN'S AIRCRAFT RV-7/9
 With SkyView HDX
 From \$33,200

VFR ADVANCEDPANEL COMPLETE Include:

- Touchscreen PFD
- Touchscreen MFD
- ADAHRS
- COM Radio
- WAAS GPS
- Mode-S Transponder
- ADS-B Traffic and Weather
- 2020-Compliant ADS-B Out
- Two-Place Stereo Intercom
- Audible and on-screen AOA
- Full engine & systems monitoring
- Advanced Control Module with electronic circuit breakers
- Switches and audio jacks
- Powder coated and custom-labeled instrument panel
- Wi-Fi Module to enable iPad connectivity



IFR VAN'S AIRCRAFT RV-10
 With AF-6600
 From \$57,200

IFR ADVANCEDPANEL COMPLETE Include:

- Touchscreen PFD
- Touchscreen MFD
- ADAHRS
- COM Radio
- Redundant WAAS GPS position sources
- Mode-S Transponder
- 2020-Compliant ADS-B Out
- ADS-B Traffic and Weather
- Advanced Control Module with Electronic Circuit Breakers
- Audible and on-screen AOA
- Full engine & systems monitoring
- Switches and audio Jacks
- Powder coated and custom-labeled instrument panel
- Wi-Fi Module to enable iPad connectivity
- Avidyne IFD Series GPS Navigator - Touchscreen FMS/GPS/NAV/COM
- Independent Backup EFIS
- Many full-featured audio panels supported

ADVANCED PANEL

VFR AF-6600 CARBON CUB

From \$27,600



VFR AF-6600 RANS AIRCRAFT S-21

From \$36,700



VFR SKYVIEW SONEX AIRCRAFT B-MODELS

From \$27,300



IFR AF-6600 GLASAIR SPORTSMAN

From \$53,700



IFR AF-6600 VAN'S AIRCRAFT RV-7

From \$53,600



IFR SKYVIEW VAN'S AIRCRAFT RV-14

From \$51,600



ADVANCED FEATURES



Weight & Balance: Instantly calculate your CG and load with our Weight and Balance page.



Map + Air Data Page: A unique layout that shows everything you need for VFR flight on one screen.



Airport/Airspace Information: Complete airport information; including - runways, frequencies, METAR's, TAF's and pattern altitudes.

Airspace Information: Selectable airspace information; highlight current boundaries and display the vertical limits, easily select and display overlapping complicated airspaces, reducing pilot workload.



Approach Plates, VFR Sectionals & IFR Charts: Geo-Referenced Approach Plates, Sectionals and IFR Low and High Charts display your aircraft's current location, as well as traffic. Updated every 28 days, display in full-screen or split-screen mode.



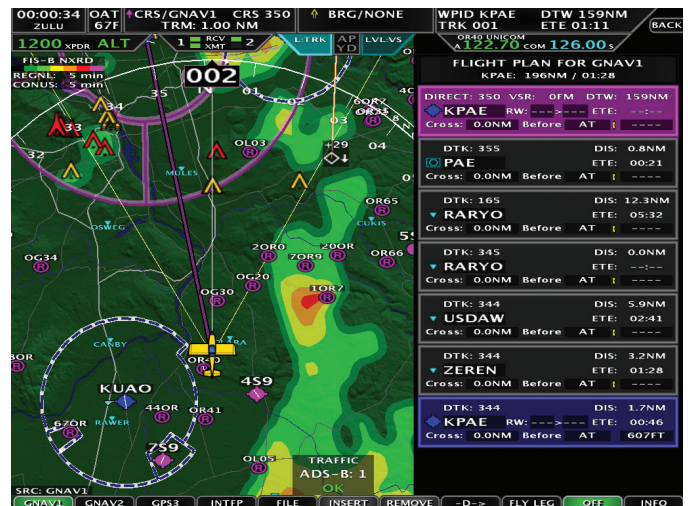
EMERGENCY Glide: Calculates and displays airports that are within your aircraft's engine-out glide range.



GPS and ILS Display: CDI and VDI displayed from external GPS navigator or Nav radio.



Aircraft Maintenance Logs: Keeps track and alerts you when it's time for Oil Changes, Annual Inspections, ELT Batteries, Filters, Brakes or any other user configurable item.



Flight Planning: Use the intuitive built-in capability for VFR flights, including vertical flight planning. Load multi-leg flight plans from external GPS navigators when flying IFR.

ADVANCED DISPLAYS

AF series displays are the star of your Advanced Flight Systems panel. The new AF-6600 flagship features a number of upgrades while maintaining compatibility with the popular AF-5000 line. Mix and match them in your panel. All Advanced EFIS models feature high resolution, touchscreen LCD displays, five RS-232 serial ports, two USB ports, ethernet, and Advanced-SV Network connections for comprehensive compatibility with Advanced, Dynon SkyView components, and many third-party devices.

10.4" AF-6600 DISPLAY



Weight: 4 lb. (1.8 kg)

Power : 3A @12V DC

Dimensions: 8.15" H x 10.25" W

• Improved Performance

- New processor enables 60 Hz screen updates for amazingly smooth visuals.
- New LCD screen features increased brightness and more vivid colors.
- Start-up time decreased to under 20 seconds.

• AF-5000 Series Compatible

- Wiring and mounting is exactly the same as AF-5600 displays for easy upgrades.
- AF-6600 and AF-5000 series displays are fully cross-compatible and can be mixed in a panel.

• Sharp Design

- Updated, flush-mounted 10.4" touchscreen that you'll be proud to showcase in your panel.

• Improved Pilot Interface

- Dual-Concentric encoder knob affords a more intuitive user interface.
- Ambient light sensor allows display backlight to automatically adjust to cockpit lighting conditions.

• Lighter and More Compact

- Low profile rear cover reduces panel depth requirements
- Approximately 1 pound lighter than previous AF displays.

12.1" AF-5800 DISPLAYS

The 4:3 aspect ratio touchscreen display gives you a wide and tall picture that affords exceptional situational awareness. Additional buttons and knobs along the right side of the display dynamically reconfigure to the task at hand, freeing you up from hunting for features deep in menus. Connect multiple screens together and you can display any combination of EFIS, Engine Monitor, and Map across your screens.



12.1" AF-5800 Display

Weight: 5.4 lb. (2.45 kg)

Power : 3A @12V DC

Dimensions: 9"H x 11.5"W

12.1" AF-5700 DISPLAY



The AF-5700 touchscreen display - featuring an updated ADVANCED Touch interface. The display combines the largest-in-class 12.1" screen with a minimized installation footprint, affording pilots the opportunity to install a large screen EFIS in an instrument panel that previously could not support one.

Weight: 5.1 lb. (2.31 kg)

Power : 3A @12V DC

Dimensions: 8.90"H x 10.85"W

NOTES:

- Must be installed with AF-6600, AF-5500, AF-5600, or AF-5800 display.

COMPONENTS

VHF COM Radio



High Contrast OLED Display

Dynon's revolutionary COM radio interface will change the way you fly with dedicated buttons for tuning Tower/CTAF, ATIS/WX, ATC, and Ground frequencies. Can be installed with or without SV-COM-PANEL in AFS systems only.

Weight: SV-COM-PANEL: 0.38 lb. (0.17 kg), SV-COM-760: 0.56 lb. (0.25 kg), SV-COM-T8: 0.77 lb. (0.35 kg)

Power: 0.2A Receive, 2.0A Transmit @12V DC for SV-COM-T8

NOTES:

- SV-COM-PANEL: **New OLED display.** Vertical & Horizontal versions available.
- SV-COM-760: 25 kHz spacing only.
- SV-COM-T8: 8.33 kHz spacing, TSO'd transceiver.

Autopilot Control Panel



Individual buttons for all autopilot modes let you use your Advanced menus exclusively for other features like navigation and flight planning. Built-in 2-axis speed-sensitive trim controller.

Weight: 0.3 lb. (0.15 kg)

Power: 0.05A @12V DC

NOTES:

- SV-AP-PANEL: Available in horizontal and vertical versions.

Knob Control Panel



Dedicated controls for your barometric altimeter setting and the two bugs you use the most.

Weight: 0.4 lb. (0.18 kg)

Power: 0.07A @12V DC

NOTES:

- SV-KNOB-PANEL: Available in horizontal and vertical versions.

Two-Place Stereo Intercom



Stereo, two-place intercom with audio connectivity for EFIS alerts and music that is usually only found in full-size audio panels.


Weight: 0.45 lb. (.204 kg)

Power : 0.1A @12V DC

NOTES:

- SV-INTERCOM-2S: Includes horizontal and vertical faceplates, stereo headset jacks.

EFIS Controlled Remote Audio Panel



A full audio panel without using valuable panel space. Now featuring IntelliAudio® True Dimensional Sound to hear multiple radios simultaneously, spatially separated in your headset. Also includes Enhanced Bluetooth® with music streaming capability. Other features include legendary 4-place hi-fi stereo IntelliVox® intercom with Soft Mute, two stereo music inputs, split mode, and multiple other inputs. Manufactured by PS Engineering for AFS.

NOTES:

- AF-PMA450EX-R: Compatible with AF-5000/6000 series systems only.

ADAHRS - Primary and Secondary



Provides primary flight instruments, including attitude, airspeed, altitude, magnetic heading, HSI, VSI, AOA, G-meter, turn rate, slip/skid ball, OAT, and TAS. Add a secondary ADAHRS for redundancy: AFS EFIS systems automatically cross-check your instruments for you. For aircraft where the desired ADAHRS placement would result in interference due to proximity to ferrous metal or power, an optional remote magnetometer is available.

Weight: 0.5 lb. (0.2 kg) for SV-ADAHRS-200/201, 0.46 lb. (0.21 kg) for SV-MAG-236
Power: 0.15A @12V DC

NOTES:

- SV-ADAHRS-200: Primary
- SV-ADAHRS-201: Secondary / Backup
- SV-MAG-236: Remote magnetometer (optional)

Engine Monitoring Modules



The EMS module receives signals from engine sensors for display on your EFIS. Order the SV-EMS-220 for most engines, SV-EMS-221 for the Rotax 912 iS, 915 iS, TP100, and UL Power. Engine sensor/harness packages for Lycoming/Continental/Jabiru/Rotax engines sold separately. Sensors/harnesses available a-la-carte for other engines.

Weight: 0.63 lb. (0.29 kg)
Power: 0.11A @12V DC

NOTES:

- SV-EMS-220: For Lycoming, Continental and other traditional aircraft engines
- SV-EMS-221: For Rotax iS series and ECU-equipped UL Power engines
- Probe + Harness packages available

Autopilot Servos




Just add servos to your system to add a fully IFR-capable autopilot. Mounting kits are available for various aircraft. The SV-AP-PANEL adds dedicated autopilot controls. It also features a digital, dual-axis trim controller with proportional speed control and autopilot auto-trim.

Weight: 2 lb. (0.9 kg) for SV32, 3 lb. (1.4 kg) for SV42, 4 lb. (1.8 kg) for SV52
Power: 1.3A / 2A / 2.8A @12V DC (at 100% torque)

NOTES:

- SV32/42/52 Autopilot Servos available in Standard Output Arm, Long Output Arm or Capstan, cable-controls.
- Various Servo Mounting Bracket Kits: Mounting kits are available for popular aircraft models

AOA / Pitot Probes



The rest of General Aviation is starting to see the value of AOA as a major safety-enhancing device. Meanwhile, it's been available for all AFS EFIS systems for over a decade. It provides progressive audible approach-to-stall alert.

Weight: 0.35 lb. (0.18 kg) for 100141-000, 0.72 lb. (0.33 kg) for the 100667-000 with controller
Power: 10A @12V DC (at Maximum Heat)

NOTES:

- 100141-000: AOA/Pitot Probe, Unheated (Underwing)
- 100667-000: AOA/Pitot Probe, Heated w/controller (Underwing)
- 100532-000: AOA/Pitot Probe, Unheated (Boom Mount)

COMPONENTS

Mode-S Transponder with ADS-B Out



Lightweight TSO'd, Class 1, Mode-S Transponder with TIS traffic reception (US only) and 1090ES ADS-B Out. When paired with the Dynon SV-GPS-2020 or other suitable position source, the SV-XPNDR-263 is an FAA rule-compliant ADS-B Out solution.

Weight: 0.66 lb. (0.30 kg)
Power: 0.4A @12V DC

NOTES:

- SV-XPNDR-263: Class 1, FAA 2020 ADS-B Out

Traffic/Weather




The dual band SV-ADSB-472 receives ADS-B traffic via 978 MHz (UAT) and 1090 MHz, and also receives NEXRAD, METARS, TAFS, and other weather information. Unlike portable ADS-B receivers, you get FULL ADS-B and radar traffic when you pair this with our SV-XPNDR-261 and SV-GPS-2020.

Weight: 0.3 lb. (0.12 kg)
Power: 0.05A @12V DC

NOTES:

- SV-ADSB-472: Dual band receiver

GPS Receiver Module



WAAS-enabled, high-sensitivity GPS receiver/antenna. Provides multiple updates per second for superior mapping and synthetic vision. This module is weatherproof for external mounting.

Weight: 0.44 lb. (0.2 kg) for SV-GPS-250, 0.47 lb. (0.21 kg) for SV-GPS-2020
Power: 0.1A @12V DC

NOTES:

- SV-GPS-2020: US ADS-B Out 2020 compliant when paired with an SV-XPNDR-261 transponder.
- SV-GPS-250: Not recommended for use in US when equipping for 2020 ADS-B Out

ARINC 429



Use this interface module for third-party certified IFR navigators like the Avidyne IFD440/540.

Weight: 0.4 lb. (0.18 kg)
Power: 0.1A @12V DC

NOTES:

- SV-ARINC-429: ARINC 429 capability is built into the Advanced Control Module (ACM). For systems that include an ACM, a separate SV-ARINC-429 module is not generally needed.


Wi-Fi Adapter



Connect AF-5000/6000 series displays to your mobile devices via the Wi-Fi Adapter, and use apps to flight plan from home and transfer once you're at the aircraft. Compatible with ForeFlight Mobile, PocketFMS EasyVFR, SkyDemon, Ozrunways, and FltPlan Go. Only one adapter per aircraft is used on AF-5000/6000 series systems.

Weight: 0.006 lb. (0.003 kg)
Power: 0.1A @12V DC

Harnesses/Network Cables




Prefabricated cables interconnect SV Network components to make sure your installation goes as smoothly as possible. These connect displays, ADAHRS, EMS, ARINC, COM radio, and Knob & AP control panels. Displays also have their own color-coded harnesses available, as do EMS sensor kits.

NOTES:

- SV-NET-XXX: Available in lengths of 6" to 30'
- SV-ETHERNET-3CC: For multiple displays

Video Input Adapter



Display video from any s-video or composite source.

Weight: 0.14 lb. (0.065 kg)

Power: 0.15A @12V DC

NOTES:

- Compatible with AF-5000/6000 series only. Not compatible with earlier AFS EFIS systems.

5-Port Network Hub



Join up to 5 SV Network Cables together, eliminating complicated splicing, with this Network Hub.

Weight: 3.2 oz (0.2 lbs)

Backup Batteries



An AF-BAT-3AH is designed to backup a single AF-5000 series screen. The AF-BAT-6AH will backup two screens. They each provide an hour of backup power for their supported configuration.


Weight: 0.8 lb. (0.4 kg) - SV-BAT-320

Power: 1.0A @12V DC (while charging)

NOTES:

- AF-BAT-3AH: 3 Amp Hour (AF-5000/6000 series only)
- AF-BAT-6AH: 6 Amp Hour (AF-5000/6000 series only)

Builder Support Products



Advanced and Dynon now manufacture a range of Builder Support Products and accessories to help pilots get from "first dream to first flight" as quickly as possible. Examples include Autopilot Level/Disconnect/Yaw Damper/Ident Panel Buttons, FastTrack Mounting Kits for stacking ADAHRS/EMS/ARINC modules, AOA/Pitot/Static Installation Kit, Panel Module Faceplate Blank, Transponder and ADS-B Antennas, and harnesses for Intercom, Transponder, and ADS-B.

SYSTEM WORKSHEET

Description	AF 5000 SERIES		Yours	Model Numbers
	AFS VFR	AFS IFR		
Primary Flight Display (PFD) and Navigation				
10.4" AF-6600 Display	✓	✓		AF-6600
12.1" AF-5800 Display				AF-5800T
12.1" AF-5700 Display				AF-5700T
Primary Wiring Harness - AFS	✓	✓		53600
SV Network Expansion Harness - AFS	✓	✓		53625
ADAHRS - Primary	✓	✓		SV-ADAHRS-200
ADAHRS - Second for Redundancy		✓		SV-ADAHRS-201
Remote Magnetometer (optional)				SV-MAG-236
GPS 5Hz Receiver/Antenna *		✓		SV-GPS-250
ARINC-429 Interface Module (for IFR GPS interface)		✓		SV-ARINC-429
AF Backup Battery: 3 Amp hr. / AF Backup Battery: 6 Amp hr.	✓	✓		AF-BAT-3AH AF-BAT-6AH
Knob Control Panel (Vertical or Horizontal available)				SV-KNOB-PANEL (V/H)
Video Input Adapter				74141
Wi-Fi Adapter	✓	✓		104571-000
Ethernet Cable – 3' (multiple displays only)		✓		SV-ETHERNET-3CC
Network Cables: 6" - 30'	✓	✓		SV-NET-XXX
Network Splitter (for installing two ADAHRS)		✓		SV-NET-SPL
Network 5 Port Hub (for installing more than two modules)				SV-NET-HUB

AOA/Pitot Probes				
Pitot Probe, Unheated - underwing	✓			100141-000
Pitot Probe, Heated, w/controller - underwing		✓		100667-000
Pitot Probe, Unheated - boom mount				100532-000

NOTES

Description	AF 5000 SERIES		Yours	Model Numbers
	AFS VFR	AFS IFR		
Engine Monitoring				
Standard Engine Monitoring Module / Module for Rotax 912 iS, 915 iS, TP100, and UL Power	✓	✓		SV-EMS-220 / 221
3' Network Cable (both end connectors)	✓	✓		SV-NET-3CC
Lyc/Cont/Superior, 4-cyl, Carbureted / Fuel Injected	✓	✓		EMSKIT-L4C / L4F
Lyc/Cont/Superior, 6-cyl, Carbureted / Fuel Injected				EMSKIT-L6C / L6F
Rotax 912 / Rotax 912 iS				EMSKIT-RTX / CANBUS
Jabiru 2200 / 3300				EMSKIT-J22 / J33
Fuel Flow Transducer	✓	✓		100403-003


Autopilot				
SV32, SV42, SV52 Servo, Roll and/or Pitch, Regular or Capstan	✓	✓		Various
Autopilot Control Panel (Vertical or Horizontal available)		✓		SV-AP-PANEL (V/H)
Network 5 Port Hub (for installing more than two modules)	✓	✓		SV-NET-HUB
Network Cable – with both end connectors, 8" - 3'		✓		SV-NET-XXXCC
Servo Mounting Brackets Kits - Various	✓	✓		Various
Generic Servo Connection Kit				101020-000

Transponders, ADS-B In/Out, Traffic and Weather				
Class 1, Mode-S, FAA 2020 ADS-B Out compliant	✓	✓		SV-XPNDR-263
High Integrity GPS for 2020 - ADS-B Out Compliant	✓			SV-GPS-2020
ADS-B Dual Band Traffic and Weather	✓	✓		SV-ADSB-472

Radios, Intercom and Audio				
VHF COM Radio, 25 kHz (Vertical or Horizontal available)	✓	✓		SV-COM-760 + SV-COM-PANEL (V/H)
VHF COM Radio, 8.33 kHz, TSO'd transceiver (Vertical or Horizontal available)	✓	✓		SV-COM-T8 + SV-COM-PANEL (V/H)
Network Cable – with both end connectors, 10" - 3'				SV-NET-3CC
2-Place Stereo Intercom (Incl. Vertical & Horizontal faceplates)	✓			SV-INTERCOM-2S
Third-Party Audio Panel - Remote/Panel-Mounted		Varies		PMA450EX-R

*Required if not using SV-GPS-2020

Additional third party products that may be needed: IFR-Certified GPS, Nav Radio, COM Radio Antenna.



10:46:23 LOCAL PM 6600 XPDR ALT 117
 OAT 29F CDI INTFP CRS 119 ENR 2.0 NM
 WPID KRDM DTW 49.8 NM TRK 119 ETE 22:33 (M:S)
 KUAO APP DE ACT 118.100 COM 124.500 SBY
 KRDM TWR/CT

L:NAV GPSS 119
 AP FPL:VS YD ARM 533
 YONKU HERBITL
 MIMDSN 14
 HERRN
 WISSL
 CUPRI
 JERMM
 JETT
 WALDO
 TRAFFIC TIS: -- FAIL
 SRC: INTFP

8500 FT
 400 FT
 9000
 8500
 8000
 80
 BARO (IN) 30.01
 AGL (GT) 4200
 TAS (KT) 131
 GS (KT) 132
 --- / --- KTS XW ---

115
 116
 117
 118
 119
 120
 121
 122
 123
 124
 125
 126
 127
 128
 129
 130
 131
 132
 133
 134
 135
 136
 137
 138
 139
 140
 141
 142
 143
 144
 145
 146
 147
 148
 149
 150

TANKS 360 358 359 357
 500 450 400 350 300
 30.0 30.0
 GAL REM 55.4
 FUEL PSI TMP
 OIL PSI
 ELEC VOLT AMP1
 HP 21.6
 MAN TACH 1355.69
 RPM 2400
 LO
 FUEL GPH 1500 1400 1300 1200 1100
 0.0 23 180 68 14.4 38
 CHT 1251 1259 1254
 1255 1252 1251
 EGT

EFIS ENGINE MAP TIMER CDI DISP AP -D-> NRST FPL CHECK

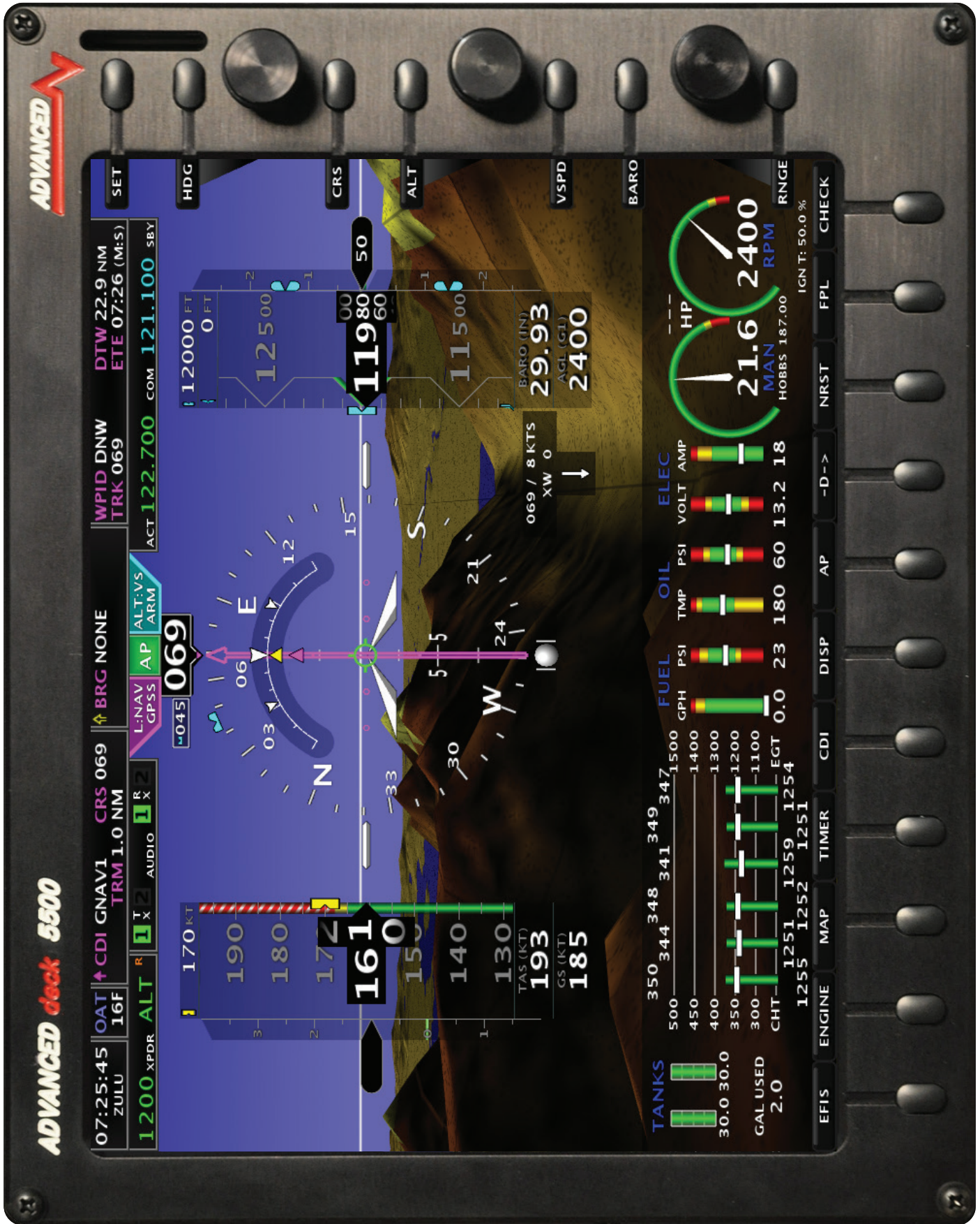
Actual size AF-5600/6600 10.4" Display – Dimensions: 8.15" H x 10.25" W



Actual Size Control Panels
 For planning use only. Do not use as a panel-cutting template.



Actual Size Control Panels
 For planning use only. Do not use as a panel-cutting template.



ADVANCED

ADVANCED deck 5500

07:25:45 ZULU
 1200 XPDR ALT R I X 2 AUDIO I X 2
 OAT ↑ CDI GNAV1 CRS 069 ↑ BRG NONE
 TRM 1.0 NM
 WPID DNW TRK 069
 ACT 122.700 COM 121.100 SBY

170 KT
 190
 180
 174
161
 150
 140
 130
 TAS (KT) 193
 GS (KT) 185

06
 03
 12
 15
 21
 24
 30
 33

12000 FT
 12500
 11500
 0 FT
11980
 60
 50
 00

BARO (IN) 29.93
 AGL (GDI) 2400

069 / 8 KTS
 XW 0

HP
21.6
 2400 RPM
 MAN
 HOBBS 187.00
 IGN T: 50.0 %

TANKS
 30.0 30.0
 GAL USED 2.0

FUEL
 350 344 348 341 347
 1500 GPH
 1400
 1300
 1200
 1100
 1000
 900
 800
 700
 600
 500
 400
 300
 200
 100
 0
 0.0 23 180 60 13.2 18

OIL
 PSI
 TMP

ELEC
 VOLT AMP

EFIS ENGINE MAP TIMER CDI DISP -D-> AP NRST FPL CHECK

Actual size AF-5500 8.4" Display – Dimensions: 7.125"H x 9.125"W

For planning use only. Do not use as a panel-cutting template.

The **DYNON** Group



Woodinville, Washington • Canby, Oregon • Edinburgh, Scotland • Amersfoort, Netherlands

ADVANCEDFLIGHTSYSTEMS.COM



@advancedflightsystems